

# MDC-7220V

## DOME CAMERA



### GENERAL FEATURUES

- 1/3" SONY Super HAD Color CCD (410K Pixels)
- 540 TV Lines
- Digital Day/Night Capability
- Built in 4~9mm Varifocal DC Auto Iris Lens
- Excellent Auto Tracking White Balance
- Multi OSD function built-in
  - Privacy, Motion Detection, Mirror etc.
- $\phi$ 120 Indoor Dome Housing
- DC12V Power Source



1/3" SONY  
COLOR CCD

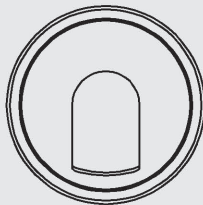

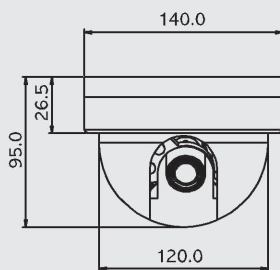


540



4-9mm

### DIMENSIONS(mm)



( $\phi$ 100, 3Axis)



( $\phi$ 120, 3Axis)

### SPECIFICATIONS

MODEL	MDC-7220V	
ITEM	NTSC	PAL
Image Sensor	1/3" Sony Super HAD Color CCD	
Effective Pixel	768(H) $\times$ 494(V) 380K	752(H) $\times$ 582(V) 440K
Scanning System	525 Lines 2:1 Interlace	625 Lines 2:1 Interlace
Scanning Frequency	15.734KHz (H), 59.94Hz (V)	15.625KHz (H), 50Hz (V)
Resolution	540TV Lines	
Shutter Speed	1/60 ~ 1/100,000 sec	1/50 ~ 1/100,000 sec
S/N Ratio	More than 50dB (AGC off)	
Sync System	Internal	
Lens	4~9mm Varifocal DC Auto Iris Lens	
Min. Illumination	0.5 Lux(Color) at F 1.2	
White Balance	ATW / AWC / MANUAL	
Video Output	Composite 1.0Vp-p(75 $\Omega$ load)	
Power Supply	DC12V $\pm$ 10%	
Operating Temp.	-10 $^{\circ}$ C ~ +50 $^{\circ}$ C	
Operating Humidity	90% RH max.	
Dimension (m/m)	120mm Dome size	